

MULTITASKS

SFH

Multitask for tractors from 300 to 500 hp.

The SFH is a versatile, heavy duty attachment for use with tractors up to 500 horsepower (HP version). It can grind trees up to 18 in max diameter, crush stones up to 14 in max, and run at a depth of 16 in under ground. The transmission with side gearboxes converts engine power into speed and torque.

Multiple tooth options combined with an industry leading rotor design, make the SFH one of a kind. All our options make the SFH very versatile and the best solution for multiple applications.



300-500 hp



Ø 14 in max (stones)
Ø 18 in max (trees)
Ø 22 in max (stump)




Depth 16 in

Hydraulically controlled rear door adjust final product size while machine is working



Forged and hardened interchangeable counter-blades for longer working life

Dual transmission with side gearbox maximize the power delivered to the rotor




Adjustable extended 3 point linkage fits perfectly with any kind of tractor



Adjustable Hardox® counter-blade effectively control the final product size



Hydraulically adjustable skids (optional)



MAIN OPTIONS




Hydraulically adjustable skids allow you to control the rotor depth and prevent material from exiting out the sides



Bolted grid on rear door allows more adjustment of the final material size



W style self aligning device between PTO drive shaft/gearbox allows the machine to work at several angles without damaging the PTO



Hydraulic support roller helps with compaction and working uneven terrain

STANDARD EQUIPMENT

Hydraulic rear hood	Gearbox with freewheel
Inner anti wear clad plates FCP	Gearbox with oil cooling system (SFH/HP)
Adjustable extended 3 point linkage	PTO shaft
Enclosed machine body	Friction clutches
Hydraulic hoses integrated in the frame	Bolted-on rotor shafts (in forged steel)
Cylinder protection	Hydraulic top link
Inside lateral protection	Z style self ranging system of the PTO drive shaft/gearbox
Bolted on protection chains	Forged and hardened interchangeable counter-blades
Transmission with side gearbox	Third row of interchangeable forged and hardened counter-blades
Side gearbox with oil cooling system	Adjustable Hardox® counter-blade

OPTIONS

Bolted grid on rear hood	Hydraulically adjustable skids
High Speed Transmission	Hydraulic support roller
W style self aligning device between PTO drive shaft/gearbox	Multiple tooth options
IVT - CVT or creeper transmission mandatory	Forestry tires and carrier belly pan strongly recommended

MODEL	SFH-225	SFH-250	SFH/HP-225	SFH/HP-250
Engine (hp)	300-400	300-400	360-500	360-500
PTO (rpm)	1000	1000	1000	1000
Working width (in)	91	101	91	101
Total width (in)	107	116	107	116
Weight (lbs)	13691	14330	13691	14330
Rotor diameter (in)	35.4	35.4	35.4	35.4
Max shredding diameter				
stones (in)	14	14	14	14
trees (in)	18	18	18	18
stump (in)	22	22	22	22
Max working depth (in)	16	16	16	16
No. teeth type G/3+STC/3/FP+STC/FP	60+6+4	66+6+4	60+6+4	66+6+4

Data refers to machine as standard set-up. Options may have reflects on weights and dimensions. The technical data in this catalogue may be altered without prior notice.



TOOTH G/3 (standard)



TOOTH G/3/HD (option)



TOOTH STC/3/FP (side scraper)



TOOTH STC/FP (side scraper)