


FORESTRY TILLERS

SSM

Tiller for tractors from 170 to 300 hp.

SSM forestry tillers are able to shred roots and stumps up to 50 cm in diameter, down to a maximum working depth of 40 cm. Their main applications are plantation and nursery maintenance, vineyard and orchard upkeep, agriculture tilling and soil reclamation, and soil mixing. They boast wear-resistant Hardox plates, a central gearbox alignment system specially developed by FAE, a transmission with side gearbox, and an


adjustable Hardox counter blade. Upon request, an adjustable hood grille, a dozing blade, and a rear hydraulic support roller are also available. The SSM comes standard with A/3 teeth, or with A/3/HD and F/3 teeth upon request. It is available in three widths: SSM-200, SSM-225 and SSM-250. These widths are also available for the HP versions.



Z style self-aligning system for the PTO drive shaft/gearbox helps keep the correct operating angle between the PTO shaft and the power take-off

Stronger transmission for tractors up to 300 hp power (SSM/HP-200, SSM/HP-225 and SSM/HP-250)

Protection chains




MAIN OPTIONS




W style self-aligning device between PTO drive shaft/gearbox allows the mulcher to work in several angles without damaging the PTO



Hydraulic controlled roller helps with compaction and working uneven terrain



Dozing blade to level the crushed material



Hood grille adjustable



170-300 hp



Ø 50 cm max



Depth 40 cm



STANDARD EQUIPMENT

Hydraulically adjustable rear hood	Central PTO shaft with cam clutch
Enclosed, dust-resistant machine body	Interchangeable forged steel rotor shafts
Wear-resistant side plates	Hydraulic top link cylinder
Interchangeable protection chains	Z style self-aligning system
Transmission with side gearboxes	Adjustable Hardox® counter blade
Freewheel gearbox	PTO shaft support for machine at rest
Side PTO shafts with friction clutches	Side gearbox cooling system (SSM/HP)
Interchangeable wear-resistant Hardox® plates	

OPTIONS

Adjustable hood grille	Dozing blade
Multiple tooth options	Hydraulic support roller
W style self-aligning system	Adjustable forestry counter blade

MODEL	SSM-200	SSM-225	SSM-250	SSM/HP-200	SSM/HP-225	SSM/HP-250
Tractor (hp)	170-250	170-250	170-250	170-300	170-300	170-300
PTO (rpm)	1000	1000	1000	1000	1000	1000
Working width (mm)	2080	2320	2560	2080	2320	2560
Total width (mm)	2410	2650	2890	2410	2650	2890
Weight (kg)	3150	3400	3650	3200	3450	3700
Rotor diameter (mm)	670	670	670	670	670	670
Max shredding diameter (mm)	500	500	500	500	500	500
Max working depth (mm)	400	400	400	400	400	400
No. teeth type A/3+MH/3	76+4	88+4	102+4	76+4	88+4	102+4

Data refers to machine as standard. The technical data in this catalogue may be altered without prior notice.

ROTOR TYPE A



TOOTH A/3
(standard)



TOOTH A/3/HD
(option)



TOOTH F/3
(option)



TOOTH MH/3
(side scraper)