

NEW

FORESTRY MULCHERS FOR EXCAVATORS


# BL1/EX - BL1/EX/VT

Forestry mulcher with Bite Limiter technology for excavators up to 7.5 tons.


The BL1/EX forestry mulcher for 4-7.5 ton excavators can shred light vegetation, shrubs and trees up to 12 cm in diameter. The Bite Limiter technology on this head is ideal for high productivity in managing vegetation, with

reliably efficient shredding. The head is available in the VT version and in the no-drain fixed gear motor version. The BL1/EX can be equipped with BL/MINI blades and C/3/MINI teeth.

 60-140 L/min

 Ø 12 cm max

 4-7,5 t



**Hydraulic front hood**  
helps contain debris and achieves finer sizing (optional)

**Hydraulic piston motor**  
with automatic variable displacement (BL1/EX/VT)

**Gear motor**  
with no-drain fixed displacement (BL1/EX)


**Custom made thumb bracket**  
to move and reposition material



**Dedicated rear hood (deflector)**  
controls mulched material output for greater safety



**Bite Limiter rotor**  
special steel limiter rings control the depth of cut



## MAIN OPTIONS



Attachment bracket



**Excavator stand and thumb bracket**  
useful in moving material to be mulched



Hydraulic front hood

## STANDARD EQUIPMENT

25 cc-gear hydraulic motor (BL1/EX)	Trapezoidal belts transmission
55 cc VT hydraulic piston motor (BL1/EX/VT)	Fittings for hydraulic connections (BL1/EX/VT)
Flow Control valve with integrated relief and anticavitation valves	Front hood with mechanical adjustment
Enclosed, dust-resistant machine body	Bite Limiter rotor
Motor enclosed in the frame	Deflector
Hydraulic hoses (BL1/EX)	Wear-resistant interchangeable Hardox® soles
Interchangeable forged steel rotor shafts	

## OPTIONS

Customized setting hydraulic motor (BL1/EX/VT)	Thumb bracked
Diverter valve	Customized attachment bracket kit with customized pins
Hydraulically adjustable front hood	Multiple tooth options
Hydraulic front hood for excavator AUX line	

MODEL	BL1/EX-75	BL1/EX/VT-75
<b>Flow rate</b> (L/min)	60-90	65-140
<b>Pressure</b> (bar)	180-250	180-350
<b>Excavator weight</b> (t)	4,5-7,5	4-7,5
<b>Working width</b> (mm)	800	800
<b>Weight</b> (kg)	385	390
<b>Rotor diameter</b> (mm)	310	310
<b>Max shredding diameter</b> (mm)	120	120
<b>No. blades</b> type BL/MINI	14	14

Data refers to machine as standard. The technical data in this catalogue may be altered without prior notice.

## ROTOR TYPE BL



**BLADE BL/MINI**  
(standard)



**TOOTH C/3/MINI**  
(option)