

## FORESTRY MULCHERS

# UML/DT - FML/DT

Forestry mulcher with fixed tooth rotor (UML/DT) or swinging hammer rotor (FML/DT).

A high production forestry mulcher with the strength to mulch bushes, crop residue, and trees up to a maximum 25 cm in diameter. The UML/DT - FML/DT has a compact size and heavy duty construction making it an ideal solution for many different applications.


The dual transmission allows for better power distribution, giving the mulcher better mechanical advantage when working in heavy material.



80-130 hp



Ø 25 cm max



Mechanical guard frame (optional)

Hydraulically controlled rear door with two cylinders for better reliability



Heavy duty skids

Transmission with belts in XPB



Adjustable skids

### STANDARD EQUIPMENT

Hydraulic rear hood	Gearbox with freewheel
Enclosed machine body	PTO shaft with cam clutch (UML/DT)
Centralized greasing hub	PTO shaft (FML/DT)
Hydraulic hoses integrated in the frame	Bolted-on rotor shafts (in forged steel) (UML/DT)
Cylinder protection	Welded steel counter-blades
Dual row protection chains	Adjustable skids
Transmission with belts	


### OPTIONS

Frontal attachment	Hydraulic top link
Extended 3 point linkage	Special skids to go underground (UML/ST)
Bolt-on chain's protection plates (UML/ST)	Mechanical guard frame
Multiple tooth options (UML/ST)	Hydraulic guard frame


MODEL	UML/DT 200	UML/DT 225	FML/DT 200	FML/DT 225
<b>Tractor</b> (hp)	80-130	90-130	80-130	90-130
<b>PTO</b> (rpm)	1000	1000	1000	1000
<b>Working width</b> (mm)	2062	2334	2062	2334
<b>Total width</b> (mm)	2342	2582	2342	2582
<b>Weight</b> (kg)	1500	1600	1350	1460
<b>Rotor diameter</b> (mm)	425	425	425	425
<b>Max shredding diameter</b> (mm)	250	250	250	250
<b>No. teeth</b> type C/3+C/3/SS	42+2	46+2	-	-
type I+C/3/SS	58+2	66+2	-	-
<b>No. hammers</b> type FMM	-	-	32	36

Data refers to machine as standard. The technical data in this catalogue may be altered without prior notice.

### MAIN OPTIONS



Frontal attachment



Mechanical or hydraulic guard frame guides and pushes material away from carrier



Extended 3 point linkage

### ROTOR TYPE C



TOOTH C/3 (standard)



TOOTH C/3/HD (option)



BLADE BL (option - requires adaptor)



TOOTH K/3 (option)

### ROTOR TYPE I



TOOTH I (option)



TOOTH C/3/SS (side scraper)



HAMMER FMM (standard)