

STONE CRUSHERS

STCH

Stone crusher for PTO tractors with fixed teeth rotor.

FAE renews the existing STCH range, adapting to the most powerful tractors (from 280 to 400 hp), with a maximum operating depth of 10 in and the ability to crush stones up to 20 in in diameter. Among the main technical innovations there is the hydraulic counter blade that can be adjusted directly from the tractor's cab, the oversized door and interchangeable internal Hardox® protections.

It is also equipped with a new side-scraper system to limit side wear, adjustable skids, as well as interchangeable protection chains. The three models available (with working widths of 82, 91 and 101 in) make it perfect for different jobs, particularly to treat soils with large quantities of moving stones.



280-400 hp




Ø 20 in max (stones)



Depth 10 in






**Completely closed/dust-resistant machine body**  
to protect the machine's trasmission and components


**Hydraulic rear hood**  
for an optimal material sizing and control


**Skids with interchangeable Hardox® shoes and ploughshares**  
allows an easy maintenance & an improved machine penetration into the soil




**Hydraulic counter-blade**  
allows to check the size of the shredded material directly from the tractor cab

**Oversized material inlet**  
allows also to surface stones to enter the crushing chamber





**Interchangeable internal Hardox® wear plates**  
for use in extreme conditions and for easier maintenance



MAIN OPTIONS



**Grader blade (road kit)**  
for grading and compaction



**Hydraulic top link**  
for an optimal working depth control



**Dozing blade**  
to level the crushed material



**Dozing blade with springs system**  
to level and compact the crushed material, creating a uniform base

STANDARD EQUIPMENT

Hydraulic rear hood	Gearbox with freewheel
Interchangeable inner antiwear plates in Hardox®	PTO shaft
Enclosed machine body	Cam clutch on side PTO
Centralized greasing hub	Bolted-on rotor shafts (in forged steel)
Inside lateral protection	Adjustable hy Hardox® counter-blade
Dual row protection chains	Adjustable skids
Transmission with belts	Penetration skids
Flat pressed welded steel counter-blades	

OPTIONS

Multiple tooth options	Grader blade (road kit)
Hydraulic top link	Dozing blades with spring system
Dozing blade	
IVT - CVT or creeper transmission mandatory	Forestry tires and carrier belly pan strongly recommended

MODEL	STCH 200	STCH 225	STCH 250
Engine (hp)	280-400	280-400	280-400
PTO (rpm)	1000	1000	1000
Working width (in)	82	91	101
Total width (in)	101	110	120
Weight (lbs)	10778	11222	11667
Rotor diameter (in)	27.6	27.6	27.6
Max shredding diameter (in)	20	20	20
Max working depth (in)	10	10	10
No. teeth type STC/3+STC/3/HD+STC/FP	50+4+4	56+4+4	62+4+4

Data refers to machine as standard set-up. Options may have reflects on weights and dimensions. The technical data in this catalogue may be altered without prior notice.



TOOTH STC/3  
(standard)



TOOTH STC/3/HD  
(option)



TOOTH STC/3/FP  
(option)



TOOTH STC/3/HD  
(side scraper)



TOOTH STC/3/FP  
(side scraper)