



FORESTRY MULCHERS FOR EXCAVATORS

# UML/S/EX/VT - UML/S/EX/SONIC

## Forestry mulcher with fixed tooth rotor for excavators.

Specifically developed for excavators ranging from 18 - 25 tons. Using key design features, such as interchangeable counter-blades and other engineering advantages, it approaches the performance levels of our largest model the UMM/EX.

Furthermore, the VT automatic variable displacement hydraulic motor increases efficiency. This allows the machine to carry out complex operations effortlessly while working on sides of the roads, along river banks and on steep slopes.

-  Sonic System
-  145-300 L/min
-  Ø 30 cm max
-  18-25 t



**Forged and hardened bolt-in interchangeable counter-blades** for the maximum duration

**Oversized hubs and bearings**

**Hydraulic controlled hood**  
revolutionary system for door opening/closing that prevents dirt from entering into the service areas of the machine

**Diverter valve**  
to control the opening and closing of the hydraulic door (UML/S/EX/SONIC)

**Sonic System**  
is a new automatic intelligent system that manages the hydraulic transmission. It makes the mulching machine to perform at the maximum capacity in all conditions (UML/S/EX/SONIC)

**Motor enclosed in frame**  
protected from dirt and damage

**VT motor**  
adjustable motor to obtain the maximum performance out of any excavator

**Dual row protection chains**  
deflects debris exiting the machine, increasing safety



### STANDARD EQUIPMENT

110/60cc variable torque hydraulic piston motor (145-240 L/min) (UML/S/EX/VT)	Poly Chain® belt transmission
110cc variable torque hydraulic piston motor (145-240 L/min) (UML/S/EX/SONIC)	Bulkhead for hydraulic connections
Flow control system valve	Hydraulic front hood
Diverter valve (UML/S/EX/SONIC)	Inner anti wear clad plates FCP
Safety and anticavitation valve	Screwed protection chains
Enclosed / anti dust machine body	Interchangeable counterblades
Motor enclosed in the frame	Sonic System (UML/S/EX/SONIC)


### OPTIONS

160/108cc variable torque hydraulic piston motor (235-300 L/min) (UML/S/EX/VT)	Customized attachment bracket with pins
Customized setting hydraulic motor (UML/S/EX/VT)	Customized attachment bracket with pins and leg
Diverter valve (UML/S/EX/VT)	Multiple tooth options
Additional reinforced side plates	Rotor Bite Limiter


MODEL	UML/S/EX/VT 125	UML/S/EX/VT 150	UML/S/EX/SONIC 125	UML/S/EX/SONIC 150
<b>Flow rate</b> (L/min)	145-300	145-300	145-300	145-300
<b>Pressure</b> (bar)	220-350	220-350	220-350	220-350
<b>Excavator weight</b> (t)	18-25	18-25	18-25	18-25
<b>Working width</b> (mm)	1347	1587	1347	1587
<b>Weight</b> (kg)	1450	1550	1450	1550
<b>Rotor diameter</b> (mm)	450	450	450	450
<b>Max shredding diameter</b> (mm)	300	300	300	300
<b>No. teeth</b> type C/3+C/3/SS	26+4	32+4	26+4	32+4
type I+C/3/SS	38+2	46+2	38+2	46+2

Data refers to machine as standard. The technical data in this catalogue may be altered without prior notice.


### MAIN OPTIONS




**Rotor with Bite Limiter technology**  
maximum productivity using the least amount of power



**Diverter valve**  
to control the opening and closing of the hydraulic door (UML/S/EX/VT)




**Additional reinforced side plates**  
for extreme conditions



**Customized attachment bracket**

### ROTOR TYPE C



### ROTOR TYPE BL



### ROTOR TYPE I

