

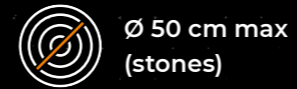
STONE CRUSHERS

NEW RSM - RSM/HP

The stone crusher for difficult tasks.

RSM - RSM/HP models are designed to crush slabs of rock and stones up to 50 cm in diameter and 40 cm deep. They work with 200-360 hp tractors and have a working width of 200-230 cm. FAE's RSM line is made for difficult farmland clearing work in places where large rocks and stones need to be cleared to prepare the field for agricultural use.

Its wide opening guides large material towards the rotor and helps maintain consistently high performance when working the soil. An adjustable counterblade makes it possible to crush material to the desired fineness.




Structural frame in steel
maximum strength and durability
in heavy duty operations

**Interchangeable
Hardox® anti wear plates**
quick and easy maintenance



**Oil-cooling system
for side gears**
greater efficiency and lifespan
(optional for RSM)



Wide opening
to efficiently process more material

MAIN OPTIONS



Rear hood grill
allows larger material to be
held back and crushed again
for optimum results



**Adjustable steel
dosing blade**
perfect distribution
of the crushed material



Hydraulic top link
precise control over operations



**Steel dosing blades with
spring system**
excellent even distribution of
material and precompaction

STANDARD EQUIPMENT

Hydraulic rear hood	Gearbox with freewheel
Interchangeable inner antiwear plates in Hardox®	Friction clutches
Enclosed machine body	PTO shaft with cam clutch
Centralized greasing hub	Bolted-on rotor shafts (in forged steel)
Inside lateral protection	Adjustable Hardox® counter-blade
Protection chains	Penetration skids
Transmission with side gearbox	Side gearboxes with oil cooling system (RSM/HP)


OPTIONS

Bolted grid on rear hood	Dozing blade
Multiple tooth options	Dozing blades with spring system
Hydraulic top link	Side gearbox with oil cooling system (RSM)

MODEL	RSM 200	RSM 225	RSM/HP 200	RSM/HP 225
Tractor (hp)	200-300	220-300	300-360	300-360
PTO (rpm)	1000	1000	1000	1000
Working width (mm)	2080	2320	2080	2320
Total width (mm)	2490	2730	2490	2730
Weight (kg)	5060	5490	5060	5490
Rotor diameter (mm)	940	940	940	940
Max shredding diameter (mm)	500	500	500	500
Max working depth (mm)	400	400	400	400
No. teeth type G/3+STC/3/FP+STC/FP	94+4+4	106+4+4	94+4+4	106+4+4
type R+R/HD+STC/3/FP+STC/FP	126+20+4+4	144+20+4+4	126+20+4+4	144+20+4+4

Data refers to machine as standard. The technical data in this catalogue may be altered without prior notice.

ROTOR TYPE G



ROTOR TYPE R

