



## FML/HY

Forestry mulcher with swinging hammers rotor for excavators and special carriers having a weight between 7 and 12 t.

**Standard equipment:** hydraulic motor with check valve, protection hood, adjustable skids.


**Options:** custom made attachment plate with pins, hydraulic cylinder for the protection hood.



## FML/HY

Model	Power HP Min - Max	Requirements Flow L/min Min - Max	Pressure Bar Min - Max	Excavator weight t. Min - Max	Working width mm	Weight Kg	Grinding diameter mm (max)	Hammers q.ty/type FML
FML/HY 100	70 - 100	80 - 110	220 - 300	7 - 12	970	710	120	16
FML/HY 125	70 - 100	80 - 110	220 - 300	7 - 12	1210	750	120	20
FML/HY 150	70 - 100	80 - 110	220 - 300	7 - 12	1450	790	120	24

*The weight refers to the machine without options.*



Rotor type FML/HY



Hammer type FML



## UML/EX

Forestry mulcher with fixed teeth rotor for excavators having a weight between 10 and 16 t.

**Standard equipment:** 56 ccm hydraulic motor with check valve, hydraulic hood, adjustable skids.

**Options:** custom made attachment plate with pins, 63 ccm hydraulic motor.



## UML/EX

Model	Power HP Min - Max	Requirements Flow L/min Min - Max	Pressure Bar Min - Max	Excavator weight t. Min - Max	Working width mm	Weight Kg	Grinding diameter mm (max)	Teeth q.ty/ type C+C/SD
UML/EX 100	90 - 100	110 - 140	220 - 350	10 - 16	970	875	200	20+2
UML/EX 125	90 - 100	110 - 140	220 - 350	10 - 16	1210	920	200	26+2
UML/EX 150	100 - 120	110 - 140	220 - 350	10 - 16	1450	965	200	32+2
UML/EX 175	100 - 120	110 - 140	230 - 350	10 - 16	1690	1065	200	36+2
UML/EX 200	120 - 130	110 - 140	240 - 350	10 - 16	1930	1145	200	42+2

*The weight refers to the machine without options.*



Rotor type UML/EX



Tooth type C



Tooth type C/SD



## FML/EX

Forestry mulcher with swinging hammers rotor for excavators having a weight between 10 and 16 t.

**Standard equipment:** 56 ccm hydraulic motor with check valve, hydraulic hood, adjustable skids.


**Options:** custom made attachment plate with pins, hammers with tungsten carbide tips FMM/HM, 63 ccm hydraulic motor.



### FML/EX

Model	Power HP Min - Max	Requirements Flow L/min Min - Max	Pressure Bar Min - Max	Excavator weight t. Min - Max	Working width mm	Weight Kg	Grinding diameter mm (max)	Hammers q.ty/type FFM
FML/EX 100	90 - 100	115 - 150	220 - 350	10 - 16	970	900	200	16
FML/EX 125	90 - 100	115 - 150	220 - 350	10 - 16	1210	950	200	20
FML/EX 150	100 - 120	115 - 150	220 - 350	10 - 16	1450	1020	200	24
FML/EX 175	100 - 120	115 - 150	230 - 350	11 - 16	1690	1120	200	28
FML/EX 200	120 - 130	115 - 150	240 - 350	12 - 16	1930	1200	200	32

*The weight refers to the machine without options.*



Rotor type FML/EX



Hammer type FMM



Hammer type FMM/HM (Option)



## UMM/EX

Forestry mulcher with fixed teeth rotor for excavators having a weight between 16 and 25 t.

**Standard equipment:** 63 ccm hydraulic motor with check valve, hydraulic hood, adjustable skirts.

**Options:** custom made attachment plate with pins, 90 ccm hydraulic motor.



## UMM/EX

Model	Power HP	Requirements		Excavator weight t.	Working width mm	Weight Kg	Grinding diameter mm (max)	Teeth q.ty/type C+C/SD
	Min - Max	Flow L/min Min - Max	Pressure Bar Min - Max					
UMM/EX 125	120 - 160	120 - 140	240 - 350	16 - 25	1210	1590	300	26+2
UMM/EX 150	120 - 160	120 - 140	240 - 350	16 - 25	1450	1690	300	32+2

*The weight refers to the machine without options.*



Rotor type UMM/EX



Tooth type C



Tooth type C/SD



## FMM/EX

Forestry mulcher with swinging hammers rotor for excavators having a weight between 16 and 25 t.

**Standard equipment:** 63 ccm hydraulic motor with check valve, hydraulic hood, adjustable skids.


**Options:** custom made attachment plate with pins, hammers with tungsten carbide tips FMM/HM, 90 ccm hydraulic motor.



### FMM/EX

Model	Power HP	Requirements		Excavator weight t.	Working width mm	Weight Kg	Grinding diameter mm (max)	Hammers q.ty/type FMM
	Min - Max	Flow L/min Min - Max	Pressure Bar Min - Max					
FMM/EX 125	120 - 160	120 - 150	240 - 350	16 - 25	1210	1550	300	20
FMM/EX 150	120 - 160	120 - 150	240 - 350	16 - 25	1450	1670	300	24

*The weight refers to the machine without options.*



Rotor type FMM/EX



Hammer type FMM



Hammer type FMM/HM (Option)